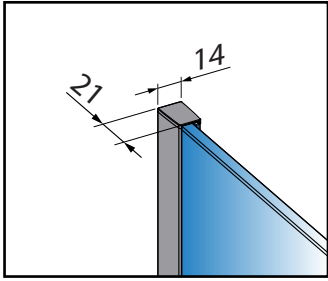
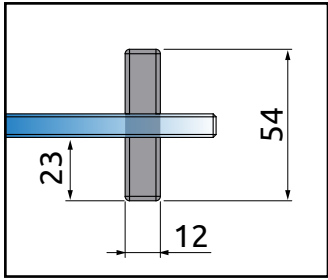


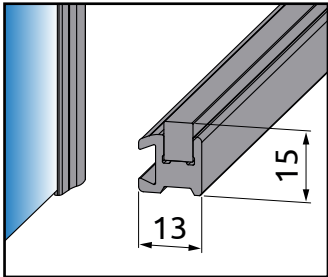
1.



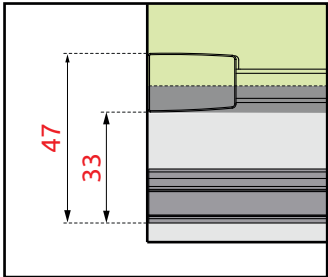
2.



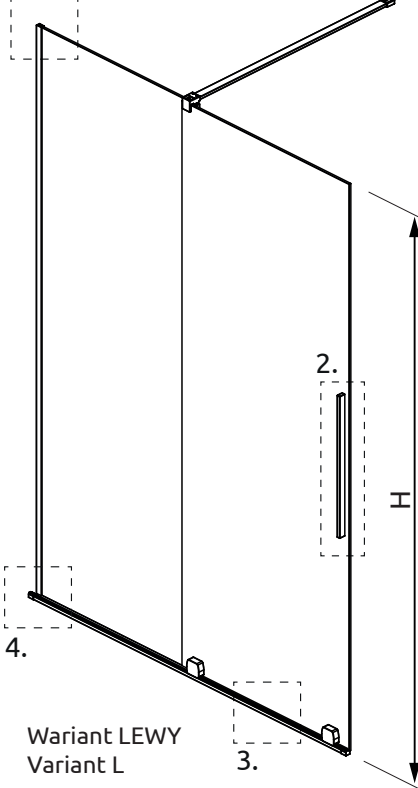
3.



4.

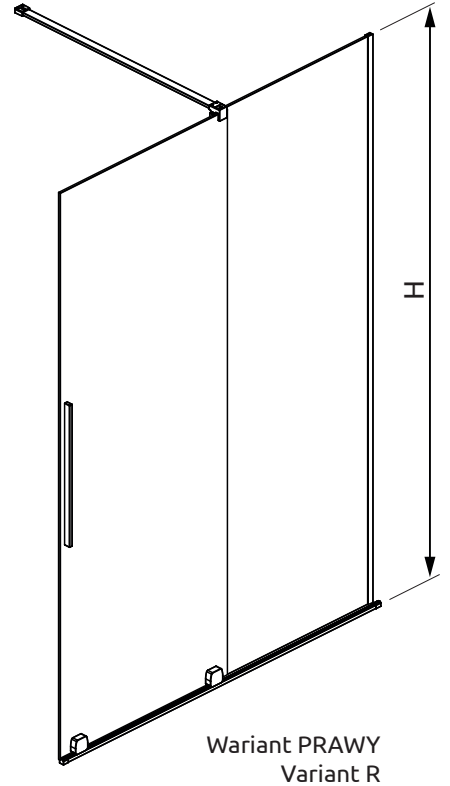


1.

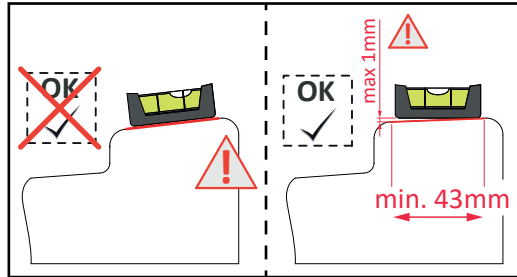


Wariant LEWY
Variant L

3.



Wariant PRAWY
Variant R



Model	X1	X2	C	H
Walk-in 80	790-800	maks. 1500	453-463	2000
Walk-in 90	890-900	maks. 1500	503-513	2000
Walk-in 100	990-1000	maks. 1500	553-563	2000
Walk-in 110	1090-1100	maks. 1500	603-613	2000
Walk-in 120	1190-1200	maks. 1500	653-663	2000
Walk-in 130	1290-1300	maks. 1500	703-713	2000
Walk-in 140	1390-1400	maks. 1500	753-763	2000
Walk-in 150	1490-1500	maks. 1500	803-813	2000
Walk-in 160	1590-1600	maks. 1500	853-863	2000

