

Art.	Heating capacity 55/45/20°C (W)	Heating capacity 75/65/20°C (W)	Total weight, inc. components and packaging (kg)	Internal volume (dm <sup>3</sup> )	Recommended capacity of electric heating element (W)
**440	192	319	10,31	5,33	300
**442	277	461	14,35	7,86	300

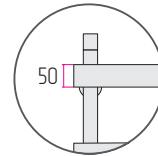
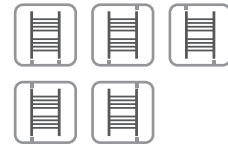


Water



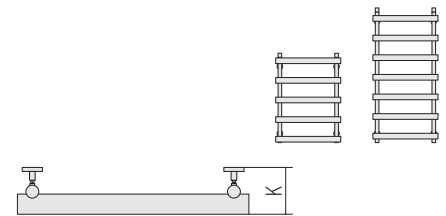
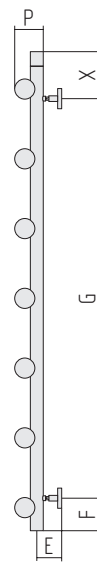
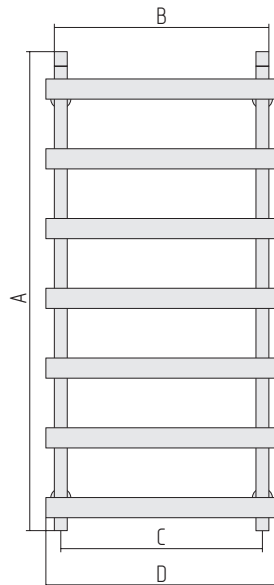
Electric

Piping connection points:



**Attention!**

An electric element should be mounted at the bottom of the collector marked with a red dot. Use the radiator only in vertical position - with an electric element at the bottom.



Art.	A	B	C	D	E	F	G	X	P	K
**440	788	532	500	574	54-70	80	592	116	72	110-126
**442	1188	532	500	574	54-70	80	992	116	72	110-126


Colour range



50XXX  
Polished Stainless Steel



53XXX  
Gold



55XXX  
Black Pearl